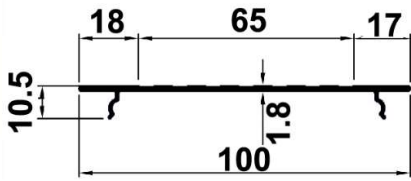
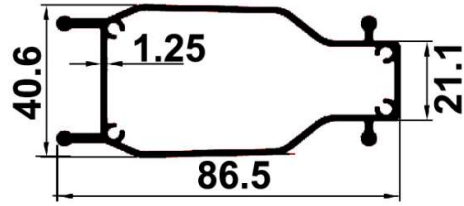


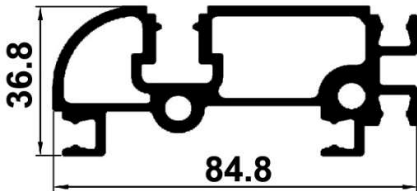
MODULAR SECTION



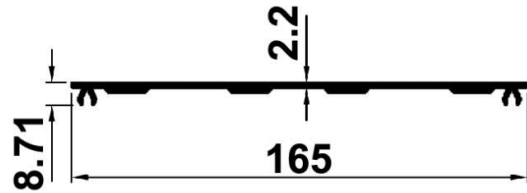
SL NO.	SECTION NO.	WEIGH(KG/M)
1	5601	0.501




SL NO.	SECTION NO.	WEIGH(KG/M)
1	5603	1.004



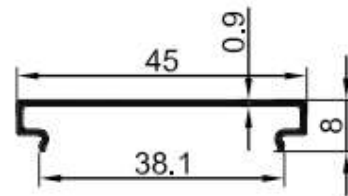
SL NO.	SECTION NO.	WEIGH(KG/M)
1	5608	2.055



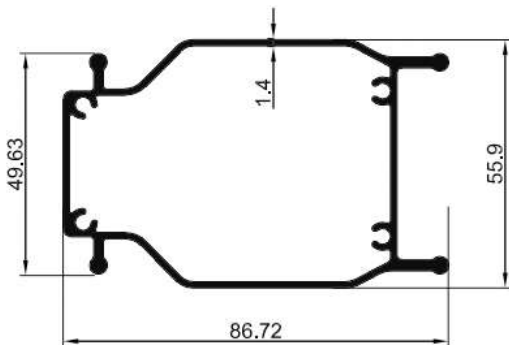
SL NO.	SECTION NO.	WEIGH(KG/M)
1	5610	1.367



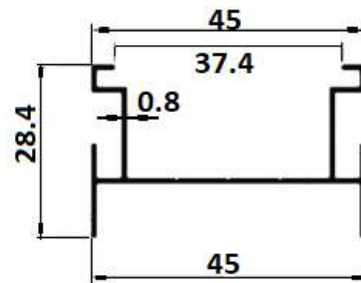
SL NO.	SECTION NO.	WEIGH(KG/M)
1	7304	0.250



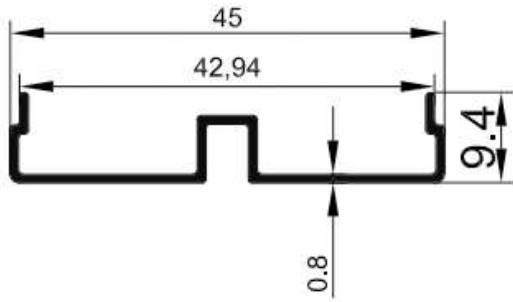
SL NO.	SECTION NO.	WEIGH(KG/M)
1	7306	0.161



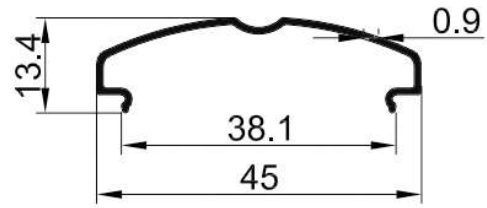
SL NO.	SECTION NO.	WEIGH(KG/M)
1	7308	1.326



SL NO.	SECTION NO.	WEIGH(KG/M)
1	7310	0.274



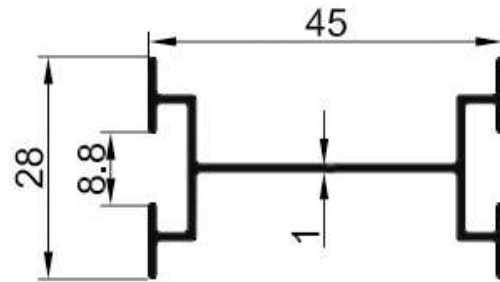
SL NO.	SECTION NO.	WEIGH(KG/M)
1	7312	0.183



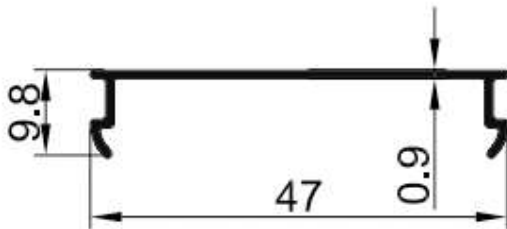
SL NO.	SECTION NO.	WEIGH(KG/M)
1	7314	0.167



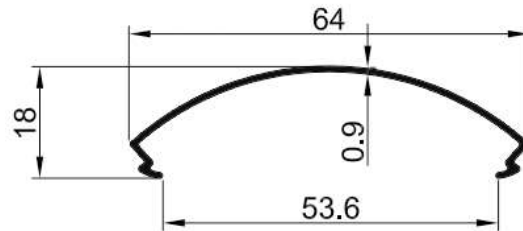
SL NO.	SECTION NO.	WEIGH(KG/M)
1	7316	0.217



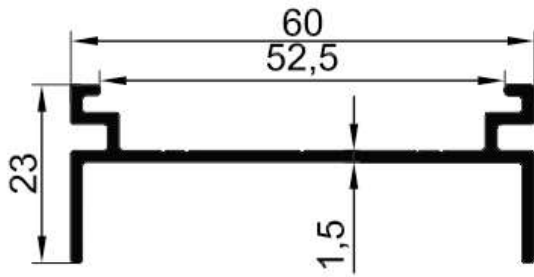
SL NO.	SECTION NO.	WEIGH(KG/M)
1	7318	0.335



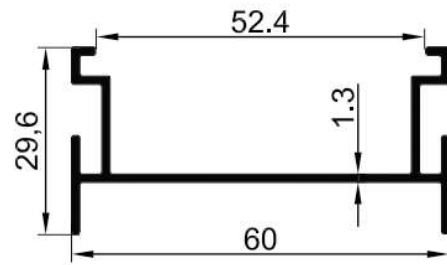
SL NO.	SECTION NO.	WEIGH(KG/M)
1	7320	0.168



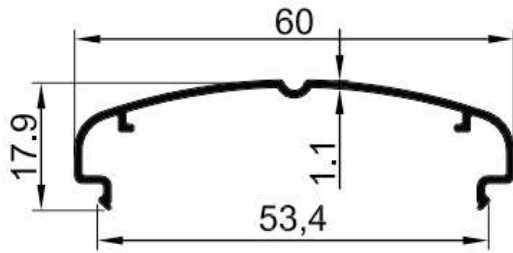
SL NO.	SECTION NO.	WEIGH(KG/M)
1	7322	0.214



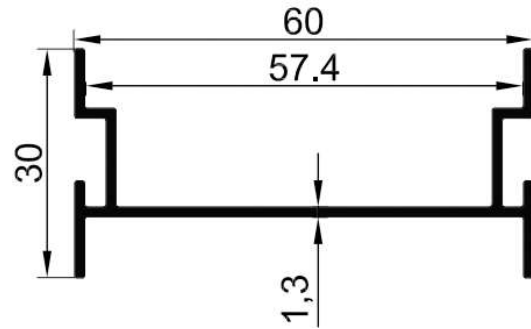
SL NO.	SECTION NO.	WEIGH(KG/M)
1	7324	0.470



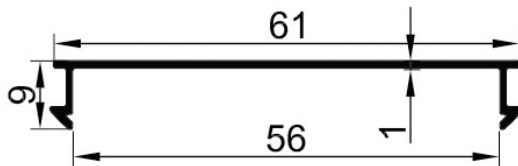
SL NO.	SECTION NO.	WEIGH(KG/M)
1	7326	0.502



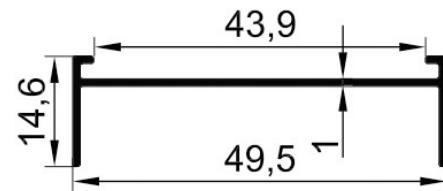
SL NO.	SECTION NO.	WEIGH(KG/M)
1	7328	0.265



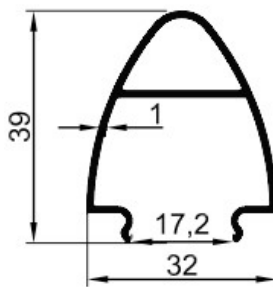
SL NO.	SECTION NO.	WEIGH(KG/M)
1	7330	0.464



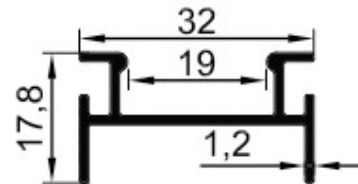
SL NO.	SECTION NO.	WEIGH(KG/M)
1	7332	0.213



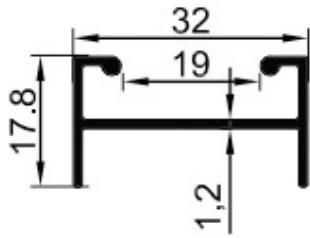
SL NO.	SECTION NO.	WEIGH(KG/M)
1	7334	0.217



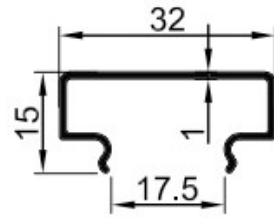
SL NO.	SECTION NO.	WEIGH(KG/M)
1	7342	0.324



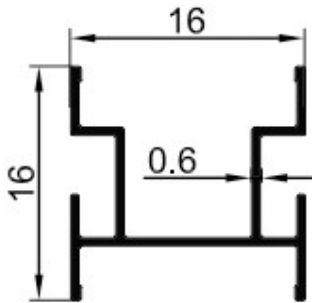
SL NO.	SECTION NO.	WEIGH(KG/M)
1	7346	0.268



SL NO.	SECTION NO.	WEIGH(KG/M)
1	7344	0.259



SL NO.	SECTION NO.	WEIGH(KG/M)
1	7348	0.187



SL NO.	SECTION NO.	WEIGH(KG/M)
1	7350	0.357